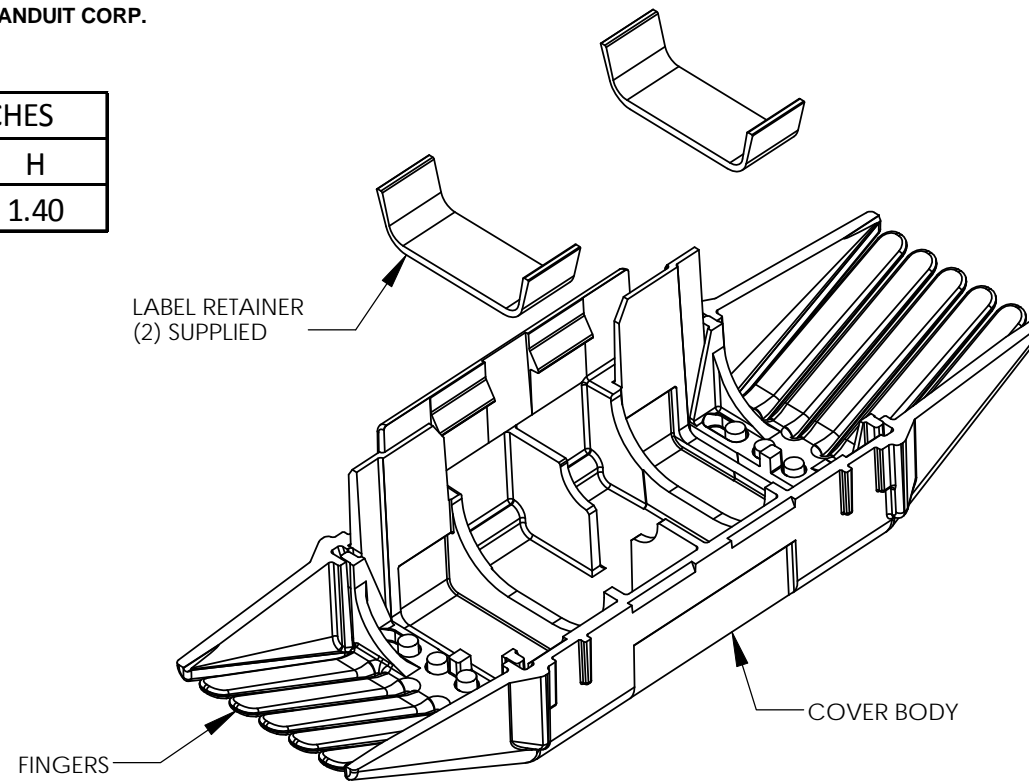


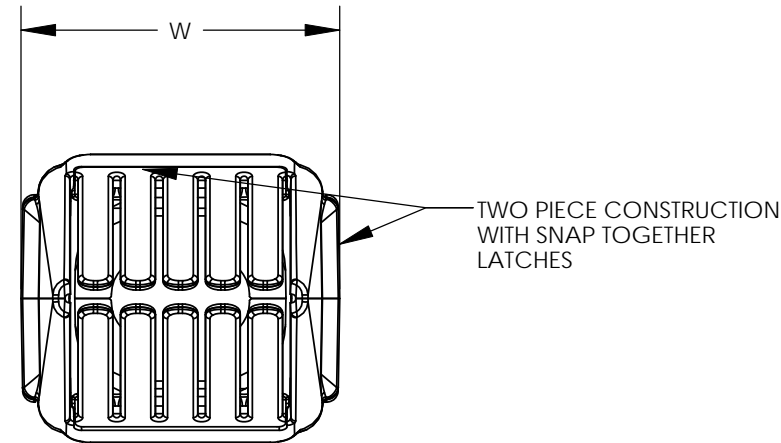
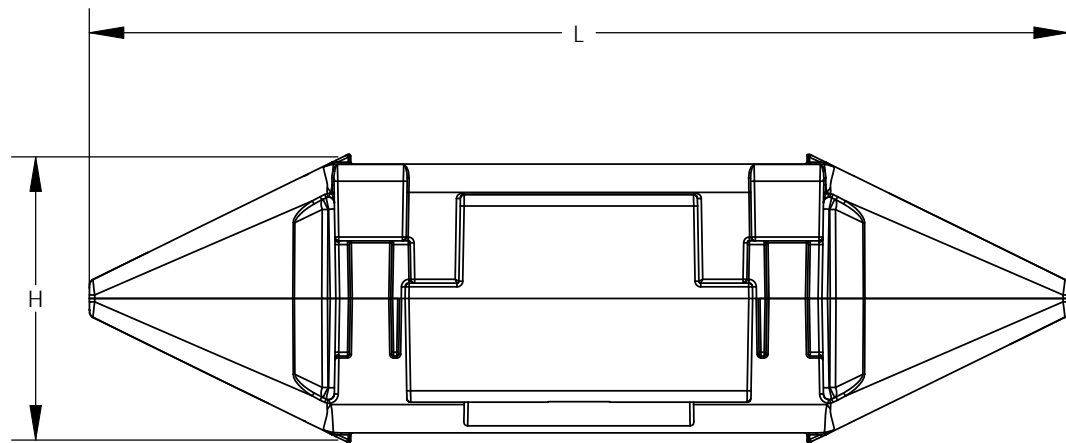
THIS COPY IS PROVIDED ON A RESTRICTED BASIS AND IS NOT TO BE USED IN ANY WAY DETRIMENTAL TO THE INTERESTS OF PANDUIT CORP.

PART NUMBER	FOR PANDUIT H-TAPS	DIMENSIONS IN INCHES		
		L	W	H
CLRCVR2-1	HTCT2-2-1	5.10	1.66	1.40



NOTES

- MATERIAL:**
 CLEAR POLYCARBONATE COVER BODY WITH BLACK POLYPROPYLENE FINGERS
 A. HIGH IMPACT STRENGTH
 B. U.V. RESISTANT
 C. FLAMMABILITY RATED (UL94 V-0)
 D. LIMITING OXYGEN INDEX (L.O.I.) = 28 MINIMUM
- UL LISTED & CSA CERTIFIED:**
 A. WHEN USED WITH SPECIFIED PANDUIT H-TAPS
 B. MAXIMUM TEMPERATURE RATING OF INSULATION MATERIAL: 90°C
 C. VOLTAGE RATING OF COVER: 600V MAX.
- COVER PART NUMBER INCLUDES TWO (2) COVER HALVES, TWO (2) MATTED SURFACE SNAP IN LABEL RETAINERS, AND TWO (2) CABLE TIES TO SUPPLEMENT THE MOLDED-IN LATCHES.**



PANDUIT CORP. TINLEY PARK, ILLINOIS

HTAP CLEAR COVER (CLRCVR2)
CUSTOMER DRAWING

UNLESS OTHERWISE SPECIFIED
DIMENSIONAL TOLERANCES ARE:
(.X) ± .005 (.XXX) ± .005
(.XX) ± .002 ANGLES ± .005

UNLESS OTHERWISE SPECIFIED,
ALL DIMENSIONS ARE GIVEN IN
INCHES, THIRD ANGLE PROJECTION

REV	DATE	BY	CHK	DESCRIPTION	ECN	-R	SUP	CHK'D
01	12/10	JHNU	JHNU	CONVERTED DWG TO SOLIDWORKS REVISED AGENCY LOGO	N41473BC-C41473	FLD	FLD	
00	12/04	JHNU	JHNU	DRAWING RELEASED				

DRAWN BY JHNU	MAT'L: SEE NOTES	SCALE NONE
DATE 12/04		DRAWING NO / CAD FILE C41473_01
		DWG SIZE B